

**ADDRESS:** 8 North Science Avenue, Laguna Technopark Inc., Brgy. Biñan (Poblacion), Biñan City, Laguna

**CONTACT NO.:** (049) 543-1916

**WEBSITE:** [www.lagunawater.com.ph](http://www.lagunawater.com.ph)

**CUSTOMER NAME :** Laguna Water Corporation

**ADDRESS :** G/F, One Evotech Building, Nuvali, Brgy. Sto. Domingo, Sta. Rosa City, Laguna

**ATTENTION :** N/A

### SUMMARY OF LABORATORY ANALYSIS

**SAMPLE CODE(S) :** S22-4961

**DATE/TIME SUBMITTED :** 10/03/2022 15:30

**DATE/TIME COLLECTION :** 10/03/2022 08:10

**COLLECTED BY :** Edwin O. Aguilar

**NO. OF SAMPLES :** 1

**TOTAL PARAMETERS TESTED :** 4

**SAMPLE LOCATION :** WATER PUMP, BRGY. KABULUSAN, PAKIL, LAGUNA

**SAMPLE CHARACTERISTICS :** 100 mL water sample in clear, polystyrene, sterile container with 3% sodium thiosulfate

| PARAMETER(S)   | UNIT(S)                         | RESULT(S) | METHOD(S)                                      | ANALYSIS   |     |
|--|---------------------------------|-----------|--|------------|-----|
|  |                                 |           |  | DATE       | BY  |
| *Residual Chlorine                                   | mg/L                            | 2.65      | 4500-Cl-G.DPD<br>Colorimetric                  | 10/03/2022 | EOA |
| Total Coliform                                       | Coliforms/100 mL                | ABSENCE   | 9223B. Enzyme Substrate<br>Test (Colilert-18®) | 10/03/2022 | NGR |
| Thermotolerant Coliform /<br><i>Escherichia coli</i> | Coliforms/100 mL                | ABSENCE   | 9223B. Enzyme Substrate<br>Test (Colilert-18®) | 10/03/2022 | NGR |
| Heterotrophic Plate Count<br>(HPC) <sup>A</sup>      | Colony Forming<br>Unit (CFU)/mL | < 1       | 9215B. Pour Plate Method                       | 10/03/2022 | NGR |

**REMARKS:** Sample collection was performed by LWC accredited samplers and was analyzed as submitted.

**NOTE: A** – Method is not part of DENR-ELR Recognized Parameters

\*- Performed onsite


**DEVIATIONS:** No deviations noted on sample collection and submission.


**METHOD REFERENCE:** Standard Methods for the Examination of Water and Wastewater, 23<sup>rd</sup> Edition

NOT VALID WITHOUT QR CODE




REVIEWED BY:

  
NOWEL ELLISON G. RAMOS, RMT  
Microbiology Unit Manager (OIC)  
License No(s). (PRC 0090336)

  
KRISTEENY A. DAY, RCh  
Analytical Service Unit Manager  
License No(s). (PRC 0013295)

CERTIFIED CORRECT BY:

  
ANNA KARLA S. GUTIERREZ, RMT  
Laboratory Services Manager  
License No(s). (PRC 0060968)

ADDRESS: 8 North Science Avenue, Laguna Technopark Inc., Brgy. Biñan (Poblacion), Biñan City, Laguna

CONTACT NO.: (049) 543-1916

WEBSITE: [www.lagunawater.com.ph](http://www.lagunawater.com.ph)

**CUSTOMER NAME** : Laguna Water Corporation

**ADDRESS** : G/F, One Evotech Building, Nuvali, Brgy. Sto. Domingo, Sta. Rosa City, Laguna

**ATTENTION** : N/A

### SUMMARY OF LABORATORY ANALYSIS

**SAMPLE CODE(S)** : S22-4962

**DATE/TIME SUBMITTED** : 10/03/2022 15:30

**DATE/TIME COLLECTION** : 10/03/2022 08:31

**COLLECTED BY** : Edwin O. Aguilar

**NO. OF SAMPLES** : 1

**TOTAL PARAMETERS TESTED** : 4

**SAMPLE LOCATION** : REY AND LYN STORE, BRGY. KABULUSAN, PAKIL, LAGUNA

**SAMPLE CHARACTERISTICS** : 100 mL water sample in clear, polystyrene, sterile container with 3% sodium thiosulfate

| PARAMETER(S)   | UNIT(S)                         | RESULT(S) | METHOD(S)                                      | ANALYSIS   |     |
|--|---------------------------------|-----------|--|------------|-----|
|  |                                 |           |  | DATE       | BY  |
| *Residual Chlorine                                   | mg/L                            | 0.30      | 4500-Cl-G.DPD<br>Colorimetric                  | 10/03/2022 | EOA |
| Total Coliform                                       | Coliforms/100 mL                | ABSENCE   | 9223B. Enzyme Substrate<br>Test (Colilert-18®) | 10/03/2022 | NGR |
| Thermotolerant Coliform /<br><i>Escherichia coli</i> | Coliforms/100 mL                | ABSENCE   | 9223B. Enzyme Substrate<br>Test (Colilert-18®) | 10/03/2022 | NGR |
| Heterotrophic Plate Count<br>(HPC) <sup>A</sup>      | Colony Forming<br>Unit (CFU)/mL | < 1       | 9215B. Pour Plate Method                       | 10/03/2022 | NGR |

**REMARKS:** Sample collection was performed by LWC accredited samplers and was analyzed as submitted.

**NOTE:** A – Method is not part of DENR-ELR Recognized Parameters

\*- Performed onsite


**DEVIATIONS:** No deviations noted on sample collection and submission.


**METHOD REFERENCE:** Standard Methods for the Examination of Water and Wastewater, 23<sup>rd</sup> Edition

NOT VALID WITHOUT QR CODE




REVIEWED BY:

  
NOWEL ELLISON G. RAMOS, RMT  
Microbiology Unit Manager (OIC)  
License No(s). (PRC 0090336)

  
KRISTEENY ALDAY, RCh  
Analytical Service Unit Manager  
License No(s). (PRC 0013295)

CERTIFIED CORRECT BY:

  
ANNA KARLA S. GUTIERREZ, RMT  
Laboratory Services Manager  
License No(s). (PRC 0060968)